



Forum in Focus

WINTER 2018

President's Letter

Dear Forum Members,

I hope this letter finds everyone enjoying the New Year, and the excitement and optimism a new calendar year can bring. While I always find it difficult to let go of the holiday magic, January is a welcomed time to set goals and embrace new ideas. We have the opportunity to reflect on the year we have just completed and the one ahead; what we accomplished and what we can improve on. And while I am not one for New Year's resolutions, I am one for New Year's improvements. In what ways can you improve yourself and how can those improvements affect those around you?

As the Texas Biomedical Forum moves ahead this year, I look forward to improving our impact on our community. How can we reach more people? How can we better communicate the achievements of the Texas Biomedical Research Institute? The opportunities to expand our efforts are there, and I encourage all Forum members to take on these opportunities and realize that collectively we can have a tremendous impact on Texas Biomed just as Texas Biomed has a tremendous impact on the scientific community and the lives of so many. Take the momentum from the beginning of the year and carry it over to the months ahead. We have the opportunity to advance public awareness and support a true gem in our community.

If you are wondering how you can impact the future of Texas Biomed this Spring, here are a few ideas-

- Make a Forum Grant Donation – 100% of which goes directly to grant recipients, thereby supplying the much-needed seed money for preliminary scientific research.
- Attend our Annual Spring Lecture Luncheon- The Luncheon will be held at The Argyle on March 7th where the Science Education Awards recipients will be announced.
- Attend our Annual Gala at The Argyle on Saturday, May 5th! Gala Chair, Denise Mosser, Gala Co-Chair, Nicole McClane, and their team are busy making sure it will be another memorable, sold out, and successful event.



Courtney Percy

- Support our Annual Membership Drive when it kicks off this Spring!
- Follow us on Facebook and Instagram for news, information and photographs related to our events and efforts.

Now is the perfect time of year to be reminded that the purpose of the Texas Biomedical Forum is to support the Texas Biomedical Research Institute through community relations, volunteer service and fundraising.

I would like to thank our leadership, past and present for attending the Past President's Luncheon, graciously hosted by the Texas Biomedical Research Institute at The Argyle on November 1st. It was an inspiring luncheon honoring the efforts of all those who have led this remarkable organization. Thank you to dedicated Forum Board Trustees, Jody Lutz and Whitney Miller, for coordinating the Annual Fall Lecture Luncheon at The Argyle on November 8th, and to our enlightening guest speaker that day, Dr. Marcel Daadi, Ph.D., for an informative and impassioned presentation on "Tackling Parkinson's and other Neurological Disorders with Neural Stem Cells." Forum Board Trustees, Amelita Mauzé and Rebecca Nathan, have had tremendous success in organizing the Texas Biomedical Research Institute Student Tours and there is again a wait list due to their efforts and the interest of area schools that recognize the opportunity these tours offer high school students with an interest in science, medicine, and research.


These are just a few highlights of the past few months. I am beyond grateful and continue to be impressed with the accomplishments of all those on our board. Let's not forget the goals we set for ourselves back in January. The coming months are full opportunity to improve the already remarkable efforts of our organization.

Warmest Regards,

Courtney Percy

President 2017-2018


Texas Biomedical Forum



FALL LECTURE LUNCHEON

*Jordan Arriaga and
her mother, Mary Worth*

On November 8th, Texas Biomedical Forum's Fall Lecture Luncheon was a sold-out success, featuring Dr. Marcel Daadi, Ph.D., thoughtfully introduced by Former Forum Trustee, Jordan Arriaga. Dr. Daadi presented on Texas Biomedical Research Institute's battle in "Tackling Parkinson's and other Neurological Disorders with Stem Cells." The luncheon was made especially festive by the contribution of beautifully crafted individualized custom floral centerpieces, graciously donated by some of the most well respected florists in town. We would like to thank the following for their gorgeous additions to our luncheon: Botanika, Blume Haus Events, H-E-B, Holly Besing Designs, No. 9 Florals-Chocolates-Gifts, Top of the Hill Decor, Trinity Flowers, and Uptown Florists. All arrangements were auctioned off for the benefit of Texas Biomed.



THE FOUNDERS AND FORMER PRESIDENTS' LUNCHEON

On Wednesday, November 1st, 2017 the Founders and Former Presidents of the Texas Biomedical Forum were treated to a luncheon hosted by the Texas Biomedical Research Institute. Our past leadership gathered to hear the vision of Dr. Larry Schlesinger, President and CEO of Texas Biomed, and to celebrate the accomplishments The Forum has experienced over its 48 year history. "Creating the Future Together" was the theme of Dr. Schlesinger's remarks, and he reiterated that concept as he acknowledged the achievements of The Forum and how those achievements have translated into great success for Texas Biomed and the advancement of science, and scientific research.

The highlight of the Luncheon was the opportunity to honor our Founders, Mrs. Tena Gorman, Mrs. Ruth Eilene Sullivan, and the late Mrs. Dottie Block. These women set a high standard and paved the way for generations of women to support the Texas Biomedical Research Institute through community relations, volunteer services and fundraising.

Thank you to all who attended this very special occasion. It is the vision and support of our past leadership that continue to influence our efforts today.


The purpose of the Texas Biomedical Forum is to support the Texas Biomedical Research Institute through community relations, volunteer service and fundraising.

APPLYING FOR SCIENCE EDUCATION AWARDS JUST GOT EASIER!

The Texas Biomedical Forum has an updated website and it's now easier to submit an application for the Science Education Award grants! High School teachers in Bexar County and the surrounding areas can now visit our webpage at forum.txbiomed.org and click on the Community Outreach tab. Under Community Outreach, there is a link to the Science Education Awards page that outlines the selection and application processes, as well as the award criteria and instructions. Applicants can complete an easy 3-step application online, which is immediately submitted for review by a panel of judges.

This year, the recipients of the Science Education Awards will be recognized at the Lecture Luncheon held on March 7, 2018 at The Argyle.

The Texas Biomedical Forum and the V.H. McNutt Memorial Foundation award up to \$20,000 to local public and private high school science teachers whose applications demonstrate the strongest commitment to the scientific process and the further development of progressive science education programs. If you know of a high school science teacher that would be interested in submitting an application, please encourage them to visit our website. The Forum is now accepting applications for 2018!



THE FOUNDER'S COUNCIL

The Founder's Council is a support group to honor the memory of Tom Slick and to promote public awareness of Texas Biomedical Research Institute. The mission of the Founder's Council is to cultivate interest in Texas Biomed among young leaders in the San Antonio area who show potential for lifelong support of Texas Biomed and its work. One hundred percent of Founder's Council membership dues are given to Texas Biomed scientists in the form of small equipment grants to support the vital research and work they do every day. Members are invited to several lecture lunches and gatherings throughout the membership year. For more information regarding Founder's Council, please visit <https://www.txbiomed.org/support-us/founders-council/>.

STUDENT TOURS

Student Tour Co-Chairs, Amelita Mauzé and Rebecca Nathan, were thrilled to welcome 116 high school students from Keystone, Young Women's Leadership Academy, Cornerstone Christian School, and Poteet High School to Texas Biomed in the Fall.

Upon arrival, the students were presented with an introduction and scope of work from one of the scientists, received a presentation on the BioSafety Level 4 laboratories, and were given an up close look at the suits worn by scientists in those labs. The students were then taken on a bus tour of the campus to see the colonies of baboons and non-human primates.

We look forward to hosting an additional 5 high school groups in January and February.

January 17 Randolph High School

January 31..... La Vernia High School

New Braunfels High School

February 21... Holy Cross High School

February 28... Natalia High School

We are now at capacity for the 2017-2018 school year, but please encourage eligible science programs to apply for a tour next year!

A Big Cheer for *Cheers to CHAIRity*

Deasily could have been considered worn out and ready to be discarded recently raised more than \$20,000 dollars for Texas Biomedical Forum. The money will be given to scientists at Texas Biomedical Institute as seed money to help fund research.



Several months ago, The Argyle graciously thought of the Forum when they offered us an assortment of 90 well-loved dining chairs to be repurposed to help raise money for Texas Biomed.

Event co-chairs, Mal Moorman and Adrienne Frost, conceptualized and executed a brilliant event whereby nine local artists and designers donated their time and talent to each transform one chair into a lovely work of usable art to be auctioned off to raise money for Texas Biomed. A big “cheers!” again to these lovely ladies and artists for their hard work and dedication, Melissa Morgan, Casey Roy, Elizabeth Carrington, Mary McNelis, Kate Kingman, Bonnie Chumbley, Raven Labatt, Nicola Bathe, and Whitney Schones

Nearly 100 people attended Cheers to CHAIRity on February 7. All of the designers’ chairs were sold in a silent auction and the remaining 80 chairs were also available for purchase. Many of the silent auction winners purchased additional, unfinished chairs to be transformed by the designer who did the chair they had won. One designer’s chair sold for \$2,000!

This event generated tremendous support from the community. Members of The Argyle and the Forum, along with other supporters of Texas Biomedical Institute showed great enthusiasm and support for this event.

A special thank you to The Argyle for generously donating another lot of chairs. We look forward to a second Cheers to CHAIRity event in the future.



*Top row left to right: Elizabeth Carrington, Kate Kingman, Bonnie Chumbley, Nicola Bathe, Mary McNelis, Melissa Morgan, Whitney Schones, Raven Labatt, Casey Roy
Front row: Mallory Moorman, Courtney Percy, Adrienne Frost*

RESEARCH GRANTS

The Texas Biomedical Forum raises money year-round for Forum Grants which fund pilot studies for Texas Biomedical Research Institute scientists. Each pilot study costs as much as \$50,000 and lasts about one year. These grants are sometimes known as “seed grants” because they are relatively small but the ideas they power can grow to become huge in impact.

In the past 17 years, the Forum has awarded \$2.7 million in pilot studies. As of today, Texas Biomed Scientists have been awarded \$72 million in subsequent competitive grants to continue their work as a result of these small pilot grants. That is an impressive return - each dollar Forum awarded has brought \$26 in subsequent major grant funding.

As a firsthand example, in the last 2 months Dr. Tim Anderson and his team have received separate NIH and Bill and Melinda Gates Foundation grants totaling \$14 million to further advance better therapeutics for devastating parasitic diseases Malaria and Schistosomiasis. Forum pilot grants awarded to Dr. Anderson and team in 2014 and 2015 totaled \$125,000 and allowed them to develop a rather novel idea of doing genetic sequencing and gene editing of a single cell of a parasite. This advance has helped make these mega-grants possible.

We hope you will join our efforts to fundraise for Forum Grants in the following ways:

- Make a fully deductible Forum Grant donation, 100% of which will go directly to scientists’ pilot studies. Donations can be made online at <https://forum.txbiomed.org/forum-grants/donate/> or by mail to Texas Biomedical Forum, PO Box 6648, San Antonio, TX 78209.
- Recommend individuals, foundations and corporations that may be interested in contributing. We will gladly reach out to them.
- Help spread the word about this important fundraising initiative that supports research at Texas Biomedical Research Institute.

Proceeds from the Forum Gala in May also support Forum Grants. For more information, please contact Cynthia Kerby, Forum Grants Chair, at cynthiakerberby@hotmail.com.

**WE NEED
YOUR HELP**

FORUM GALA 2018

Mariposa: The 2018 Forum Gala

This year's Forum Gala will be held on Saturday, May 5, 2018. Denise Mosser (*Gala Chair*) and Nicole McClane (*Gala Co-Chair*) and their committee are working hard to plan what promises to be an unforgettable memory. This year's symbolic theme – Mariposa – was unveiled to the committee and sponsors on Wednesday, September 27th, at a cocktail reception in the Dorn Room at The Argyle.

One of the most important elements of this event is our Forum Grants campaign. Our first round of letters has gone out and we hope you will help us in our efforts. Cynthia Kerby, Forum Grants Chair, has been diligently working on Forum Grants. Forum Grant donations may now be made online! Please contact Cynthia directly for any questions concerning Forum Grants at cynthiakerby@hotmail.com. Tables are fully reserved, but if you are interested in being added to the waitlist, please email forumgala2018@gmail.com.

We are so excited for the Mariposa After-Party! There will be amazing entertainment, fabulous cocktails, late night food, and pretty dresses to see! The party starts at 9:30 p.m. and goes until midnight. Tickets are \$200 per person, which includes Forum membership. Please contact Amy Garcia at amyfeikgarcia@me.com for information. It's going to be one you won't want to miss!

The Forum Gala will have six fabulous silent auction packages and one raffle this year. Details will be provided at the Spring Luncheon on March 7, 2018. There will be opportunities to purchase raffle tickets prior to the Gala and you don't need to be present to win.

As the party grows closer, we want to remind everyone that our party is for a purpose. Gala proceeds directly impact and fund the pilot studies for the dedicated scientists at Texas Biomedical Research Institute. The Institute is a world-class facility that calls San Antonio home. We hope you will consider making a donation that directly supports the Institute's research efforts.

Please visit www.txbiomed.org/forum for more information on the 2018 Gala.

We look forward to sharing this amazing journey and jubilant celebration with you!



Gala Supporters

Adam L. Hamilton, P.E. / Southwest Research Institute	Johnson/Mauze/ Moorman/Petty
Advantage Pain Management/Cox/ Flinn/Kerr/Mosbacker	Julian Gold
Anonymous	Kendall and Chance Mazurek
Archer/Davis/Jones/Lutz	Laura and Lew Moorman
Argo Group	Law Offices of S. Jason Westmoreland, P.C.
Avalon Advisors/Stacy and Dave Schlagel	Lindsay and Ted Crowder
BB&T/Capital Title	Margery Block
Berg/Coiner/ Golden/McCullick/ Swaney/Sytsma	Mark Muecke Capital Management
BioBridge Global	McClane Family
Brozovich/Serna/Worth	Meredith and Mike Howard
Bryant/Chiscano/ Hall/Mayfield/Meyer	Nancy W. Moorman
Corinna and JB Richter & Sita McNab	RBC Wealth Management
Craig and Elise Boyan	Rebecca and Scott Nathan
Davidson/Meabon/ Owens/Texas Medical Legal Consultants	RSM US LLP and Michael Mewborne of Wells Fargo Advisors
Dr. Ariel and Kelly Kruger	Shannon and Jon Turner
Feik Family Foundation	Shawna and Chase Gorman
Frost Bank	Silver Eagle Distributors
Frost/Morgan/Robinson/ Shemwell/Wulfe	Texas Biomedical Research Institute
Grossman/ Grossman/Weaver	Valero Energy Foundation
Hagee/Maverick/ McNelis/Miller	Wave Healthcare
James and Eleanor Pfirrmann	Zachry Corporation
Jet Linx Aviation/ Luther King Capital Management/ Ressom Resources	

TEXAS BIOMED UPDATES

NEW ANIMAL MODEL FOR ZIKA DEVELOPED AT TEXAS BIOMED



An alternative animal model that mimics key features of the Zika virus infection, including its lingering presence in bodily fluids, has been developed at Texas Biomedical Research Institute in San Antonio. Acute infections in male marmosets, a New World monkey, resemble the human illness the Zika virus creates in people, including the presence of the virus in semen, saliva and urine up to two weeks after the initial infection.

The research is featured in a December 7, 2017 article in the journal *Scientific Reports*.

The primary mode of transmission of the Zika virus is through mosquito bites. According to the Centers for Disease Control and Prevention, the disease can be spread through sexual contact.

Like 80% of humans infected with the Zika virus, most of the non-human primates used in this study lacked any apparent clinical symptoms.

“Given the key similarities to human infections, a marmoset model of Zika may be useful for testing of new drug and vaccines,” said Texas Biomedical Research Institute virologist Jean Patterson, Ph.D. “Having an animal model of Zika infection to study may help us identify places where we might be able to block transmission.”


A year ago, Texas saw its first documented cases of the Zika virus transmitted by local mosquitoes. That handful of cases along the Texas-Mexico border likely won't be the state's last encounter with this emerging virus, according to public health reports.

Zika was first identified in Africa in the mid-20th century. It emerged as an infectious threat in the Western hemisphere in Brazil in 2015 where it made news for creating a spate of birth defects, including the devastating brain anomaly microcephaly.

While rhesus and cynomolgus macaque models of the Zika virus are being studied, the common marmoset (*Callithrix jacchus*) is a good model since they are small (about the size of a rat).

“That size can be an advantage when testing experimental vaccines and therapeutics that are available in limited quantities,” explained Suzette Tardif, Ph.D., the Associate Director of Research at the Southwest National Primate Research Center at Texas Biomed.

SEARCH FOR NOVEL BIOMARKERS INVOLVES TEXAS BIOMED AND VOLUNTEERS IN MEXICO



Dr. Raul Bastarrachea and Jack Kent, Ph.D., are collaborating on the GEMM Family Study

Texas Biomedical Research Institute scientists have been granted funding from the National Institutes of Health to pursue a promising study on the ultimate causes of heart disease and metabolic

disorders. Principal Investigators Raul A. Bastarrachea, MD, and Jack W. Kent Jr., Ph.D., of Texas Biomedical Research Institute have designed the GEMM Family Study (Genetics of Metabolic Diseases in Mexico or Genética de las Enfermedades Metabólicas en México).

The GEMM Family Study examines volunteers from 10 university hospital sites in Mexico. Blood samples and tissue samples collected from participants are analyzed at Texas Biomedical Research Institute in San Antonio, Texas.

Healthy adults provide baseline blood samples and muscle biopsies at fasting. Then, they are given what's called a meal challenge. The volunteers eat 30 percent of what their bodies need for their individual daily energy needs based on their Base Metabolic Rate (BMR) and activity level.

If their metabolism is working correctly, that food – a balanced mix of proteins, carbohydrates, fat and micronutrients – should be metabolized, oxidized, or stored within five hours. By taking another muscle biopsy and blood samples at several points during the five hours following the meal, the researchers hope to find out why some otherwise healthy people may have an impaired response to a meal which can lead to cardiovascular disease over time.

“The idea behind the GEMM Family Study is to pinpoint novel biomarkers of metabolic responses that could be early predictors of cardiovascular disease,” explained Dr. Bastarrachea. Distinguishing those biomarkers could lead to earlier diagnoses and interventions based on individual results.

Heart disease is a major health problem for Hispanic Americans. High rates of obesity, diabetes and high blood pressure put them at great risk for cardiovascular problems like strokes and heart attacks. The scientists anticipate that findings from the GEMM Family Study will have implications for diagnosing and treating cardiovascular disease on both sides of the U.S.-Mexico border.

The National Institute of Diabetes and Digestive and Kidney Diseases, part of the National Institutes of Health, has awarded the GEMM Family Study researchers \$544,803 over two years to study data from 40 people in Mexico. Using that preliminary data, Texas Biomed scientists plan to apply for a larger NIH grant that would fund the study of data collected from 400 individuals.

“I take this grant as a strong vote of confidence,” Dr. Kent said. “They (the NIH) liked the study design.”

PROMISING NEW DRUG FOR HEPATITIS B TESTED FIRST AT TEXAS BIOMED

Research at the Southwest National Primate Research Center (SNPRC) on the campus of Texas Biomedical Research Institute helped advance a new treatment now in human trials for chronic hepatitis B virus (HBV) infection. Testing at SNPRC provided proof this novel therapeutic approach and drug delivery mechanism would be safe and effective, as recently published in the international journal *Science Translational Medicine*.

The World Health Organization characterizes hepatitis B as a major global health problem. An estimated 250 to 400 million people are chronically infected with the virus. More than 800,000 people a year die from complications


of cirrhosis of the liver and liver cancer. A vaccine that is 95% effective in preventing hepatitis B infections has been available since 1982, but there is currently no cure for the millions already chronically infected.

The novel therapy by Arrowhead Pharmaceuticals uses a mechanism called RNA interference to reduce the surface antigens created by chronic HBV infections. Surface antigens (called HBsAg) are small molecules involved in virus entry into liver cells. In chronic infection, they may prevent the immune response from clearing the virus. For example, a high level of HBsAg can lead to a greater risk of long-term, chronic infection with hepatitis B and life-threatening complications like cirrhosis and liver cancer. In this setting, reducing HBsAg by RNA interference will have beneficial effects.

Much of the groundbreaking work lies in the technology Arrowhead developed for delivering this small interfering RNA precisely to the liver. Experiments involving chimpanzees at the SNPRC from 2013-2015 provided the proof that this technology works and is safe for humans, laying the groundwork for the patient clinical trials that have followed. Trials of targeted HBV intervention in non-human primates showed the experimental drug was safe and effective enough to be tested in people.

Robert Lanford, Ph.D., explained this novel treatment — in combination with conventional HBV therapy — could empower the immune system to kill the HBV-infected cells and potentially cure people of the disease.

“We now have a drug that can knock down hepatitis B surface antigen and determine whether or not we can actually cure people with that,” Dr. Lanford said.



Robert Lanford, Ph.D.

Although the SNPRC no longer uses chimpanzees for biomedical research, studies conducted with these non-human primates over decades continue to yield significant scientific information that will advance human health.

TB AND AGING RESEARCHER JOINS TEXAS BIOMED AS VICE PRESIDENT FOR RESEARCH



*Joanne Turner, Ph.D.
Vice President for Research*

Understanding how and why elderly people are more susceptible to tuberculosis infection is a research focus of Texas Biomedical Research Institute's new Vice President for Research (VPR). Joanne Turner, Ph.D., a preeminent scientist in tuberculosis (TB) research, has joined the Texas Biomed team, bringing with her a

portfolio of research on the immune system in relation to Mycobacterium tuberculosis infection and aging. Dr. Turner joins Texas Biomed from The Ohio State University (OSU), where she served as a Professor and Biosafety Level 3 Program Director.

As VPR, Dr. Turner will oversee research related support functions, including Environmental Health & Safety, biosafety and select agent compliance. She will serve as the institutional officer for animal care, as well as oversee the library and academic training/faculty development initiatives.

"As an academician, I recognize challenges researchers face and am better able to provide for the support needs of the scientists," Dr. Turner said. "My job is to make it easier for the scientists to be creative by making sure the facilities run well, people are safe and equipment gets fixed, ensuring scientists have grant support, essentially seeing to it that the support functions for research help drive excellence in our science."

Dr. Turner is also bringing with her ongoing research studies in TB and aging. She studies the changes that take place in the immune system during the natural aging process and how those changes can influence both short and long-term immune function when infected with M. tuberculosis. She also studies immune responses that correlate with an individual's susceptibility to reactivate a previously latent infection with M. tuberculosis. Her work has also led her to study mouse models that enable better understanding of immunosuppressive small proteins called cytokines that are critical to immune function.

"As we get older, the immune system is altered; the architecture of the lung changes, ability to cough is reduced; there are all these reasons why the lung doesn't function as well," Dr. Turner explained. "We spend a lifetime contracting infections: flu, measles, RSV, the common cold. Every time that happens, we generate an immune response and generate cells that remember these diseases forever. We call those memory T cells or B cells."

Dr. Turner has three active NIH grant studies and more than two dozen past project awards from various funding agencies. She has more than 66 papers published and has been invited to more than 20 national and international conferences to speak.

TEXAS BIOMED RESEARCHER TO STUDY BIOMARKERS FOR NEUROPSYCHIATRIC DISORDERS



*Melanie A. Carless
Associate Scientist*

Neuropsychiatric disorders like bipolar disorder, major depressive disorder, schizophrenia, post-traumatic stress disorder, and Alzheimer's and Parkinson's diseases are often correlated with changes in the size and shape of the brain. Texas Biomedical Research Institute Associate Scientist Melanie Carless, Ph.D., has been funded by the National Institute of Mental Health, part of the National

Institutes of Health, to identify biomarkers in the blood and clear fluid in the brain and spinal cord) associated with these changes in the brain. She'll be using a non-human primate model.

"These biomarkers may reveal something about how neuropsychiatric diseases develop," Dr. Carless explained.

The 2-year, \$521,848 project focuses on microRNAs, which are small molecules that influence gene and protein expression. MicroRNAs can be packaged inside exosomes, small vesicles that are secreted by different organs and tissues, and transported by blood and cerebrospinal fluid. By studying easily accessible peripheral tissues, such as blood, researchers can gain insight into changes that might be occurring within the brain.

In the first part of the project, Dr. Carless will validate the findings of previous research investigating blood microRNAs associated with changes in brain structure in humans. She plans to use baboons, which are similar to humans in many respects, to identify correlations between microRNAs in the blood or cerebrospinal fluid and structural variation in the brain.

The baboons in the study will include young and old animals as well as animals predisposed to epilepsy or cognitive deficits. Their brains will be measured with magnetic resonance imaging. Dr. Carless will extract microRNAs from the blood and cerebrospinal fluid to assess correlations with brain changes.

Studies on post-mortem human brain tissues are constrained by small sample sizes (and limited statistical power to detect significant effects). In contrast, in living

populations, it is possible to collect blood samples from thousands of individuals, but difficult to study brain tissue directly. These baboon studies are the key for linking changes in the blood and in the brain tissue and may indicate the potential of baboons for preclinical studies of neuropsychiatric diseases.

Dr. Carless envisions that these studies will establish baboons as a better model for testing novel neuropsychiatric treatments. Currently, the success rate for clinical trials of neuropsychiatric drugs hovers around only 8 percent, and the high failure rate is attributed in part to inadequate preclinical models. These baboon studies could bridge that gap, ultimately accelerating the development and FDA-approval process of novel treatments.

YOU CAN BE AN IMPORTANT PART OF THE GOLDEN CIRCLE

This is an exciting time in the world of science and research and the excitement level at our very own Texas Biomed is no different. About 9 months ago, we welcomed new President, Dr. Larry Schlesinger, to the helm. Larry, a physician-scientist who specialized in tuberculosis, has met that leadership challenge head-on. Upon arrival, he immediately began a whirlwind of planning to make Texas Biomed a true world leader that looks, acts and has the resources of exactly that.

To help design that vision, after 75 years of evolution, the Institute will undergo a comprehensive strategic planning process to optimize productivity and synergy across research groups. This will include re-organizing workspace, aimed at increasing interaction and collaboration among researchers. Two key resources to be leveraged are the Biosafety level 4 (BSL-4) laboratory and the national primate center. These pre-clinical research sites are critical and that work would be difficult to conduct anywhere else in the country. They must be part of our strong foundation.

I can't cure a devastating health condition, create a vaccine to obliterate a killer virus or identify the gene that causes a debilitating disease myself, but our beloved "Forum" is an arm of the Texas Biomedical Research Institute, helping to raise pilot funds that scientists use to do just this. I may not have the skills to cure

cancer, but I can invest in someone who can and you can, too. Let's help support the vision and be part of the cure.

While all levels of contributions are much appreciated and assist the valuable efforts that occur at the Institute, special membership opportunities for contributions at higher levels offer additional perks. The Golden Circle (*unrestricted donations of \$1000 or more*) directly supports indispensable biomedical research. As a member of this society, you will receive a prestigious award designed by New York artist, Alex Ettl. You will also have the opportunity to attend events at The Argyle, exclusive appreciation events, briefings and receptions. These events are limited to only those in the elite "circles" of giving and really grant access to interact with the scientists and industry leaders that you may not have otherwise. You also receive the Institute's special news mailings and informative periodicals, as well as the annual report.

Charitable giving and biomedical research work together to build a healthier tomorrow for people living today and for generations to come. I hope you will dare to dream with the rest of us. You can learn more about how you can help participate at <https://txbiomed.org/make-a-difference/circles-of-support>.

Ashley S Hixon, Trustee
Texas Biomedical Research Institute

Texas Biomedical Forum

Board Meeting, Awards Presentation
and Spring Lecture Luncheon

24th Annual Science Education Awards

*Presented in Partnership with the
V. H. McNutt Memorial Foundation*

Lecture Guest Speaker:
Larry S. Schlesinger, MD
**President and CEO, Texas
Biomedical Research Institute**

*"How Team Science
Will Cure Infection"*

Wednesday, March 7, 2018

The Argyle

10:00 a.m. Board Meeting

(All Forum members are welcome to attend)

11:00 a.m. Awards Presentation & Lecture

12:00 p.m. Lunch

Reserve online at [txbiomed.org/forum](https://forum.txbiomed.org/forum)

For the past 24 years, the Texas Biomedical Forum and the V.H. McNutt Memorial Foundation have joined forces for the Science Education Awards. Local public and private high school teachers are invited to participate.

The awards are given to the top teachers whose proposals demonstrate the strongest commitment to the scientific process and the further development of progressive science education programs. Awarded funds are to be utilized for the purchase of project specific materials for these innovative, hands on science programs.

Winners are determined by a panel of judges including Science Education Awards founder, Valerie Guenther, representing the V.H. McNutt Memorial Foundation, Texas Biomed Scientists and Forum Trustees.

The Science Education Awards as well as our Student Tours of the Texas Biomed campus are two of the Forum's most cherished Community Involvement platforms.

For additional information or to view a list of past recipients of Science Education Awards please visit:

<https://forum.txbiomed.org/community-outreach/science-education-awards/>

Questions regarding the Lecture Luncheon or Forum membership, please contact: texasbiomedicalforum@gmail.com

Texas Biomedical Forum Executive Board 2017-2018



Bottom: Denise Mosser, Nicole McClane, Courtney Percy,
Jody Lutz, Daniela Serna, Amy Swaney

Top: Emilie Petty, Amy Garcia, Elizabeth Cox, Ashley Weaver

Courtney Percy

President

Jody Lutz

Vice-President, Lecture Luncheon

Denise Mosser

Vice-President, Gala Chair

Nicole McClane

Vice-President, Gala Co-Chair

Ashley Weaver

Vice-President, Membership

Amy Swaney

Treasurer

Stephanie Dick

Assistant Treasurer

Emilie Petty

Parliamentarian

Elizabeth Cox

Corresponding Secretary

Amy Garcia

Recording Secretary

Daniela Serna

Immediate Past President

**Texas Biomedical Forum
Board of Trustees 2017-2018**



Top Row:

Audra Kerr, Amy Maverick,
Whitney Miller, Hayley Conger,
Rebecca Nathan, Courtney Archer

Second Row from the Top:

Brooke Meabon, Carey Hildebrand,
Jessica Berg, Amelita Mauzé,
Kim Johnson, Leslie Hamilton

Second Row from the Bottom:

Sarah Trampota, Heather de Rojas,
Stephanie Dick, Emily Jones,
Mallory Moorman, Cynthia Kerby,
Kelly Wade Fry

Bottom Row:

Denise Mosser, Amy Garcia,
Nicole McClane, Amy Swaney,
Daniela Serna, Courtney Percy,
Jody Lutz, Elizabeth Cox,
Ashley Weaver, Emilie Petty

Brooke Meabon
Social Media

Audra Kerr
Public Relations

Sarah Trampota
Digitizer/Historian

Kelly Wade Fry
Directory

Hayley Conger
Directory Assistant

Emily Jones
Table Sales

Cynthia Kerby
Forum Grants

Whitney Miller
Luncheon Assistant

Molly Drought
Membership Assistant

Kim Johnson
Newsletter

Courtney Archer
Newsletter

Amy Maverick
Science Education Awards

Heather de Rojas
Science Education Awards

Adrienne Frost
Special Events

Mallory Moorman
Special Events

Amelita Mauzé
Student Tours

Rebecca Nathan
Student Tours

Jessica Berg
Logistics

Karen Bryant
Website Liaison

Texas Biomed Liaison


Corbett Christie
VP of Advancement and
Public Relations

Forum Advisors

Amanda Bezner
Kathryn Dehlinger
Lisa Sechler

Honorary Trustees

Leslie Hamilton
Judy Schlesinger





Non-Profit Organization
US Postage PAID
Permit No. 2193
San Antonio, TX

Post Office Box 6648
San Antonio, TX 78209

SAVE THE DATE FOR ALL THE UPCOMING FORUM EVENTS

Wednesday, March 7, 2018

Science Education Awards and Spring Lecture Luncheon

Saturday, May 5, 2018

Forum Gala: Mariposa

Saturday, May 9, 2018

Board of Trustees / Past Presidents Luncheon

In the meantime, ensure that you continue receiving this newsletter by renewing your membership online at <https://www.txbiomed.org/support-us/the-forum/membership/initiate-renew-memberships/>

Visit us at- www.txbiomed.org/forum

Email us at- texasbiomedicalforum@gmail.com



Texas Biomedical Forum



Follow us on Instagram-
[@texasbiomedicalforum](https://www.instagram.com/texasbiomedicalforum)